

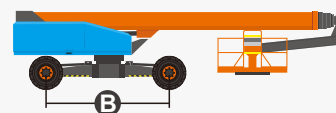
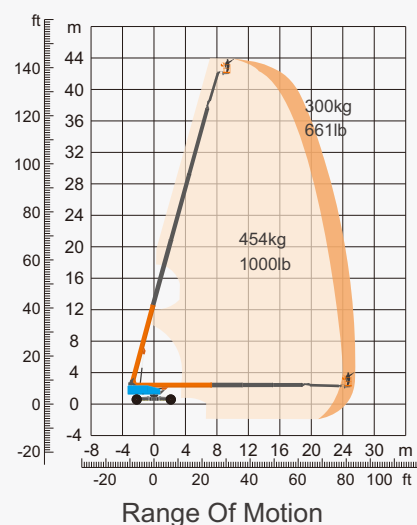
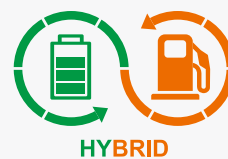
SPECIFICATIONS

Dimension	Metric	British
Max. Working Height	44.44m	146ft
Max. Platform Height	42.44m	139ft 3in
Max. Operating Range	25.60m	83ft 12in
Max. Platform Range	25.00m	82ft
Flatbed Transport Dimensions (L×W×H)	11.92m×2.44m×2.83m	39ft 1in×8ft×9ft 3in
Standard Container Transport	All Applicable	All Applicable
Overall Width(Axle Expanded)	4.17m	13ft 8in
Overall Width(Axle Retracted) A	2.44m	8ft
Platform Size(Length×Width)	2.44m×0.91m	8ft×3ft
Turntable Tailswing(Axle Expanded)	1.39m	4ft 7in
Turntable Tailswing(Axle Retracted)	2.28m	7ft 6in
Ground Clearance	0.40m	1ft 4in
Wheelbase(Axle Expanded)	4.07m	13ft 4in
Wheelbase(Axle Retracted) B	4.27m	14ft

Performance		
S.W.L(Unrestricted/Restricted)	300kg/454kg	661lb/1000lb
Max. Occupants	3	3
Gradeability	45%	45%
Travel Speed(Stowed)	6.0km/h	3.73mph
Travel Speed(Raised)	1.1km/h	0.68mph
Max. Working Slope	5°	5°
Turret Rotation	360°Continuous	360°Continuous
Platform Rotation	180°	180°
Jib Movement	230°	230°
Main Boom Maximum Angle	75°	75°
Turning Radius(Axle Expanded)	2.99m/5.41m	10ft/17ft 9in
Turning Radius(Axle Retracted)	8.27m/10.85m	27ft 2in/35ft 7in
Tyres	445/50-D710	445/50-D710

Weight		
Overall Weight	23000kg	50706lb

Power		
Lithium Battery	173Ah/358.4V	173Ah/358.4V
Emergency Power System	12V	12V
Diesel Tank	100L	26gal
Hydraulic Tank	230L	61gal



FEATURES

Standard Items

- Load Sense System
- 12 V DC Auxiliary Power
- Hydraulic Oil Radiator
- Harsh Environment Kits
- Fault Diagnosis System
- Turntable Protection Lock
- High Stiffness Boom System
- Fully-Opened Chassis Cover
- AC Power Cord To Platform
- Descent & Movement Alarms
- 180°Left & Right Swing Platform
- Platform Rotation Angle Monitoring
- Platform Bottoming Out Protection
- Proportional Joystick Controls
- Loose & Broken Chain Monitoring
- Fast & Slow Speed Monitoring
- Working Condition Monitoring
- Engine Start & Stop Protection
- Rexroth Hydrostatic Drive System
- Automatic Steering Angle Matching
- Drive Forced Shunt & Merge Function
- Negative Pressure Brake With Detection
- Real-Time Machine Status Display System
- Cat.3 Safety Architecture - ISO 13849-1
- Operator Anti-Extrusion Protection System
- 4.2m Amplitude Flexible Jib With Angle Detection
- 360°Turntable Continuous Rotation With Inspection
- Expandable Chassis With Proprietary Patented Design
- Horn
- Tilt Alarm
- Hour Meter
- Drive Enable
- Flashing Beacon
- Four-Wheel Drive
- Four-Wheel Steering
- In-Situ Axle Expansion
- Self-Levelling Platform



Telescopic
Boom-BT



Working
Height-44m



Jib



Hybrid-H



Rough
Terrain-RT



Brand New One-Key In-Situ Axle Expansion Technology
Global Patent Protection



Standard Container Transport

ZHEJIANG DINGLI MACHINERY CO., LTD.

Address: No.188 Qihang Road, Deqing, Zhejiang P.R.C 313219

Telephone: +86(572)8681688

E-Mail: export@cndingli.com

<https://en.cndingli.com>

Due to continuous technology updates, technical parameters are subject to change without notice. This picture book is for reference only, the actual product shall prevail. The copyright is owned by zhejiang dingli, any content may not be copied for any purpose without written permission.

2025-03

