

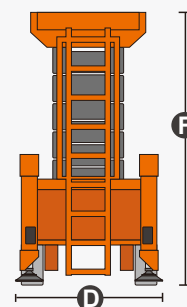
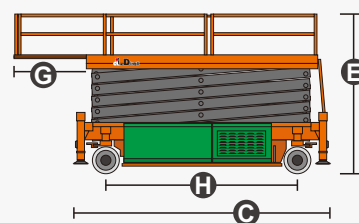
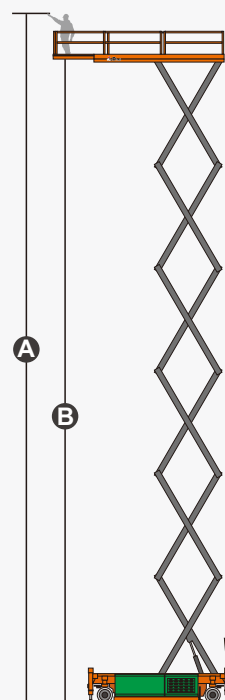
SPECIFICATIONS

| Size | Metric | British |
|-------------------------------------|-------------|---------------------|
| Max. Working Height A | 22.00m | 72ft 2in |
| Max. Platform Height B | 20.00m | 65ft 7in |
| Overall Length C | 4.72m | 15ft 6in |
| Overall Width D | 1.25m | 4ft 1in |
| Overall Height(Rails Up) E | 3.82m | 12ft 6in |
| Overall Height(Rails Down) F | 2.99m | 9ft 10in |
| Platform Size(Length×Width) | 4.30m×1.19m | 14ft 1in × 3ft 11in |
| Platform Extension Size G | 1.80m | 5ft 11in |
| Ground Clearance(Stowed/Raised) | 0.20m/0.02m | 8in/1in |
| Wheelbase H | 3.18m | 10ft 5in |
| Turning Radius(Inside/Outside) | 1.60m/2.30m | 5ft 3in/7ft 7in |
| Tyres | 28×10-22 | 28×10-22 |

| Performance | | |
|---------------------------------|----------|----------|
| S.W.L | 750kg | 1653lb |
| S.W.L On Extension | 750kg | 1653lb |
| Max. Occupants (Indoor/Outdoor) | 2/2 | 2/2 |
| Gradeability | 25% | 25% |
| Travel Speed(Stowed) | 3.5km/h | 2.17mph |
| Travel Speed(Raised) | 0.5km/h | 0.31mph |
| Max. Working Slope(X/Y) | 1°/0° | 1°/0° |
| Up/Down Speed | 85/75sec | 85/75sec |

| Weight | | |
|----------------|---------|---------|
| Overall Weight | 12600kg | 27778lb |

| Power | | |
|----------------|---------------|---------------|
| Hydraulic Tank | 130L | 34gal |
| Battery | 48V/630Ah | 48V/630Ah |
| Charger | 48V/60A | 48V/60A |
| Driving Motor | 4×32VAC/3.3kW | 4×32VAC/3.3kW |
| Lifting Motor | 2×48VDC/8.0kW | 2×48VDC/8.0kW |



FEATURES

Standard Items

- Proportional Joystick Controls
- Self-Locking Gates
- One-Way Platform Extension Deck
- Four-Wheel Drive
- Four-Wheel Steering
- Automatic Braking System
- Self-Weight Lowering System
- Tubing Explosion-Proof System
- Onboard Fault Diagnostic System
- Tilt Alarm
- Motion Alarm
- Horn
- Hour Meter
- Charging Protection System
- Flashing LED Beacon
- Foldable Guard Rails
- Drive Enable
- Charging Indicator
- Manual Brake Release
- Lanyard Attachment Point
- Tie-Down And Lifting Points
- Automatic Leveling Hydraulic Outriggers
- Emergency Pump
- Emergency Stop Button
- Platform Load Sense System
- Drivable At Full Height



ZHEJIANG DINGLI MACHINERY CO., LTD.

Address: No.188 Qihang Road, Deqing, Zhejiang P.R.C 313219

Telephone: +86(572)8681688

E-Mail: export@cndingli.com

<https://en.cndingli.com>

Due to continuous technology updates, technical parameters are subject to change without notice. This picture book is for reference only, the actual product shall prevail. The copyright is owned by zhejiang dingli, any content may not be copied for any purpose without written permission.

2025-03

