

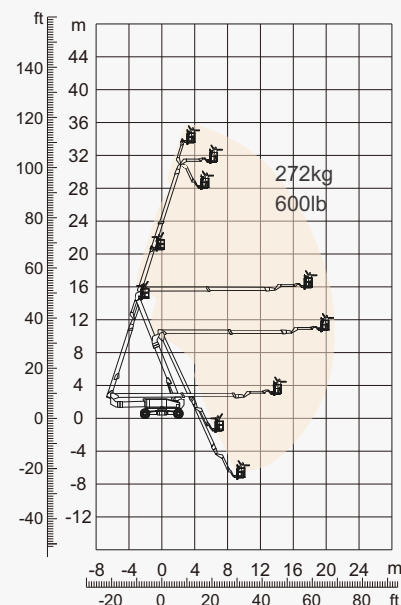
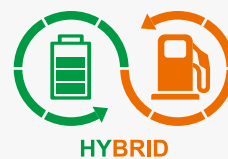
## SPECIFICATIONS

Size	Metric	British
Max. Working Height	36.20m	118ft 9in
Max. Platform Height	34.20m	112ft 2in
Max. Operating Range(+0.6m)	21.31m	69ft 11in
Max. Up And Over Clearance	15.75m	51ft 8in
Max. Down Probing Depth	4.37m	14ft 4in
Flatbed Transport Dimensions (L×W×H)	11.91mx2.44mx3.03mm	39ft 1in×8ft×10ft
Container Transport	All Applicable	All Applicable
Platform Size(Length×Width)	2.44m×0.91m	8ft×3ft
Overall Length(Stowed)	14.11m	46ft 3in
Overall Width(Axle Expanded)	4.17m	13ft 8in
Overall Width(Axle Retracted) <b>A</b>	2.44m	8ft
Turntable Tailswing(Articulating Boom Lift, Extended)	1.22m	4ft
Turntable Tailswing(Articulating Boom Down, Retracted)	4.26m	14ft
Ground Clearance	0.40m	1ft 4in
Wheelbase(Axle Expanded)	4.07m	13ft 4in
Wheelbase(Axle Retracted) <b>B</b>	4.27m	14ft

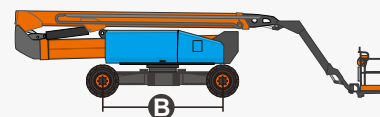
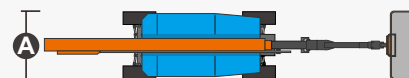
Performance		
S.W.L	272kg	600lb
Max. Occupants	2	2
Gradeability	45%	45%
Travel Speed(Stowed)	6.0km/h	3.7mph
Travel Speed(Raised)	1.1km/h	0.7mph
Max. Working Slope	5°	5°
Turret Rotation	360°Continuous	360°Continuous
Platform Rotation	180°	180°
Jib Movement	226°	226°
Main Boom Maximum Angle	72.23°	72.23°
Turning Radius(Axle Expanded)	2.99m/5.41m	10ft/17ft 9in
Turning Radius(Axle Retracted)	8.27m/10.85m	27ft 1in/35ft 7in
Tyres	445/50D710	445/50D710

Weight		
Overall Weight	22150kg	48832lb

Power		
Lithium Battery	173Ah/358.4V	173Ah/358.4V
Emergency Power System	12V	12V
Diesel Tank	100L	26gal
Hydraulic Tank	230L	61gal



Range of Motion



## FEATURES

### Standard Items

- Load Sense System
- 12 V DC Auxiliary Power
- Hydraulic Oil Radiator
- Harsh Environment Kits
- Fault Diagnosis System
- Turntable Protection Lock
- High Stiffness Boom System
- Fully-Opened Chassis Cover
- AC Power Cord To Platform
- Descent & Movement Alarms
- 180°Left & Right Swing Platform
- Platform Rotation Angle Monitoring
- Platform Bottoming Out Protection
- Proportional Joystick Controls
- Loose & Broken Chain Monitoring
- Fast & Slow Speed Monitoring
- Working Condition Monitoring
- Engine Start & Stop Protection
- Rexroth Hydrostatic Drive System
- Automatic Steering Angle Matching
- Drive Forced Shunt & Merge Function
- Negative Pressure Brake With Detection
- Real-Time Machine Status Display System
- Cat.3 Safety Architecture - ISO 13849-1
- Operator Anti-Extrusion Protection System
- Deutz TD2.9 L4 55.4kW 2600rpm Diesel Engine
- 4.2m Amplitude Flexible Jib With Angle Detection
- 360°Turntable Continuous Rotation With Inspection
- Expandable Chassis With Proprietary Patented Design
- Horn
- Tilt Alarm
- Hour Meter
- Drive Enable
- Flashing Beacon
- Four-Wheel Drive
- Four-Wheel Steering
- In-Situ Axle Expansion
- Self-Levelling Platform



Articulated  
Boom-BA



Working  
Height-36m



Jib



Hybrid-H



Rough  
Terrain-RT



Brand New One-Key In-Situ Axle Expansion Technology  
Global Patent Protection

### ZHEJIANG DINGLI MACHINERY CO., LTD.

Address: No.188 Qihang Road, Deqing, Zhejiang P.R.C 313219

Telephone: +86(572)8681688

E-Mail: [export@cndingli.com](mailto:export@cndingli.com)

<https://en.cndingli.com>

Due to continuous technology updates, technical parameters are subject to change without notice. This picture book is for reference only, the actual product shall prevail. The copyright is owned by zhejiang dingli, any content may not be copied for any purpose without written permission.

2025-03

